

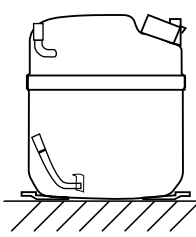
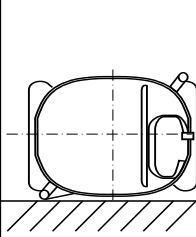
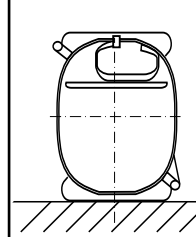
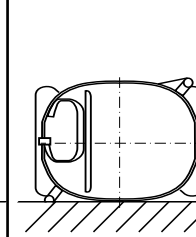
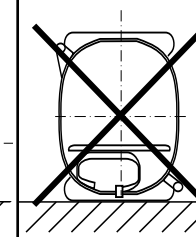
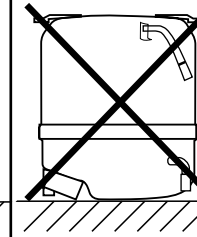
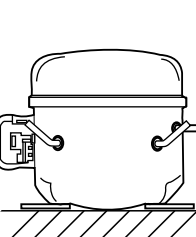
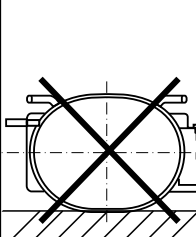
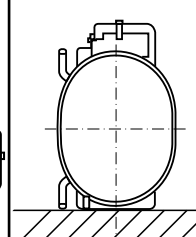
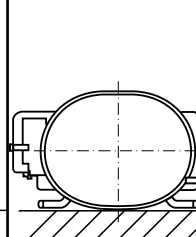
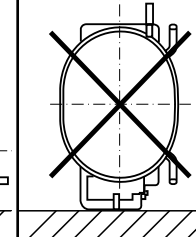

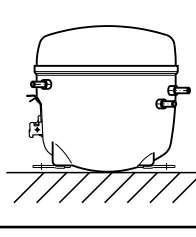
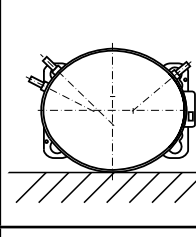
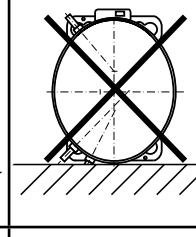
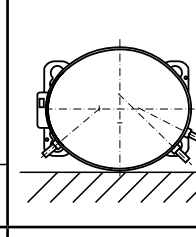
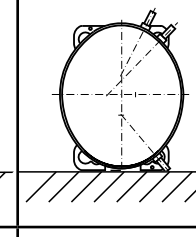
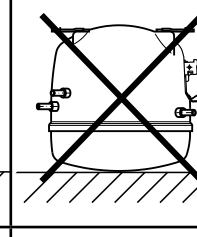
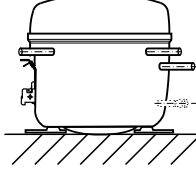
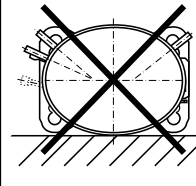
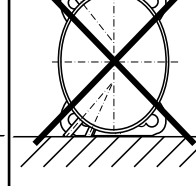
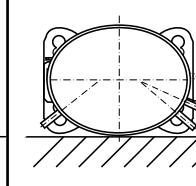
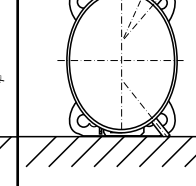
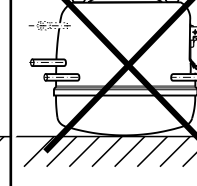
La posición ideal para un sistema de refrigeración ser transportado es en su posición normal, vertical en pie. Esto evita daños posibles en las partes internas del compresor, mientras mantiene el aceite no penetrando en la cámara de succión.

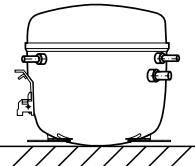
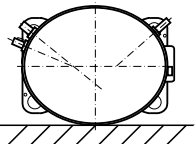
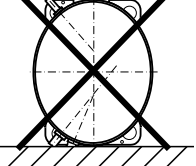
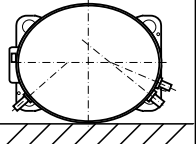
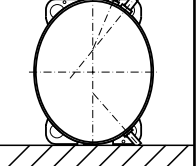

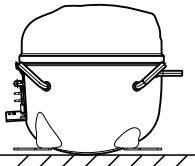
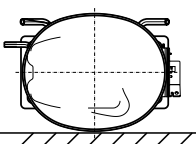
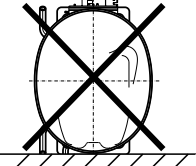
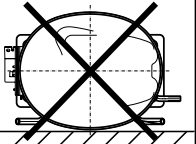
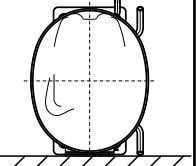

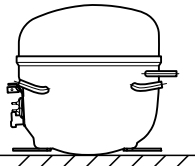
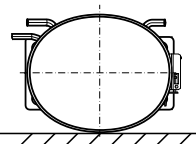
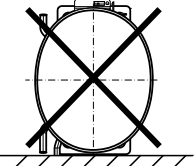
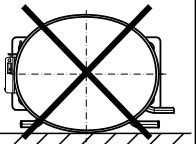
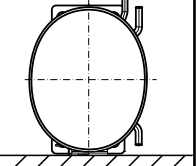
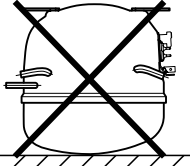
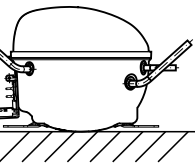
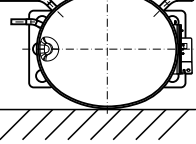
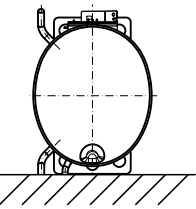
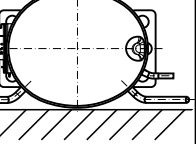
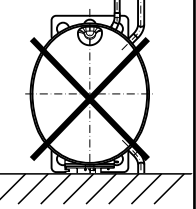

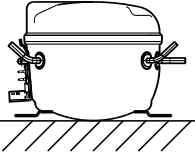
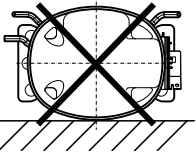
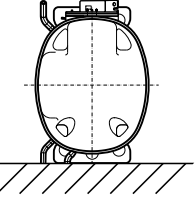
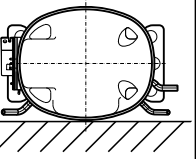
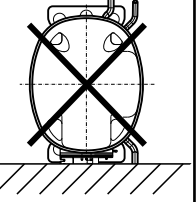
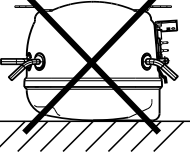
La siguiente tabla debe ser usada como guía cuando los refrigeradores son transportados en posición horizontal, bien como para el manejo de compresores en línea de montaje, almacenamiento, tests, etc.

Durante el transporte los compresores deben estar montados adecuadamente y firmemente seguros al refrigerador.

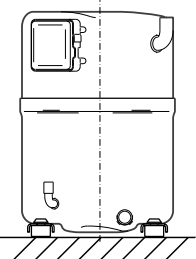
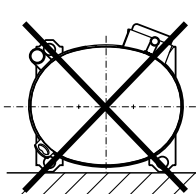
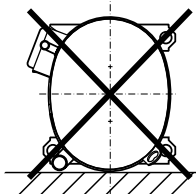
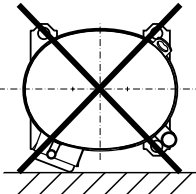
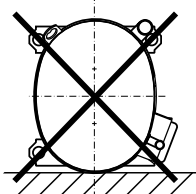
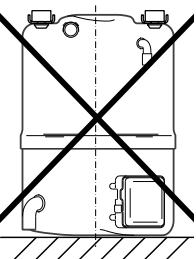
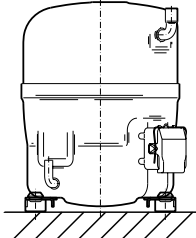
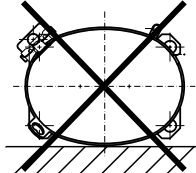
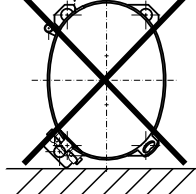
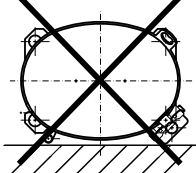
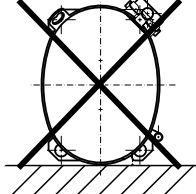
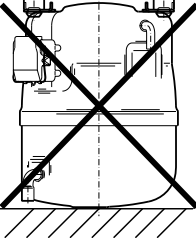
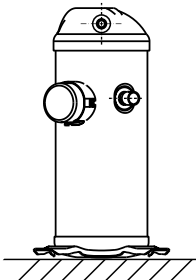
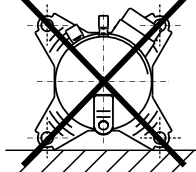
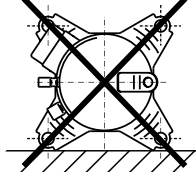
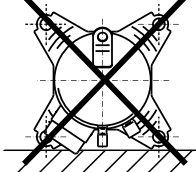
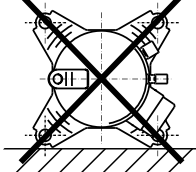
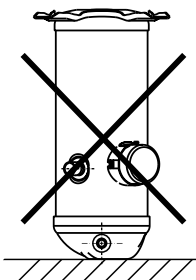
La posición marcada con "X" no puede ser usada.

Nota: Cuando retirados de un sistema de refrigeración, el compresor y sus accesorios no deben ser tirados al medio ambiente. Los componentes deben ser reciclados conforme la clasificación de los materiales utilizados (ferrosos, no ferrosos, polímeros, aceites...).

Com- presor	Posición					
	Normal (upright)	Etiqueta para Arriba	Terminal Hermético para Arriba	Etiqueta para Abajo	Terminal Hermético para Abajo	Placa Base para Arriba
J / NJ						
T / NT						
EG VEG						
FF FG						

Com- presor	Posición					
	Normal (upright)	Etiqueta para Arriba	Terminal Hermético para Arriba	Etiqueta para Abajo	Terminal Hermético para Abajo	Placa Base para Arriba
FFI FGI FGV FGS FGT						
NB NE						
EC						
EM EM2 VEM						
BP						

Esta posición está aprobada solamente para compresores R 134a, R 290 y R 600a.

Com- presor	Posición					
	Normal (upright)	Etiqueta para Arriba	Terminal Hermético para Arriba	Etiqueta para Abajo	Terminal Hermético para Abajo	Placa Base para Arriba
Bristol A						
Bristol B						
Bristol C/R						
Bristol G	